

Standard Manual Control Point (MCP)



Standard Manual Control Point (MCP)

The MCP is designed to allow the Fire & Rescue Service to manually override the Smoke Control System through a user friendly interface. Design includes an open button and a close/reset button, which are accessed by lifting the clear front door.

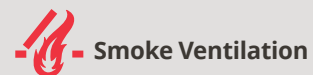
Fully complies to prEN12101 part 9.

System status, operation, fault finding and cable monitoring is all included within the features of the MCP (OSLoop Version only) as required by the standard.

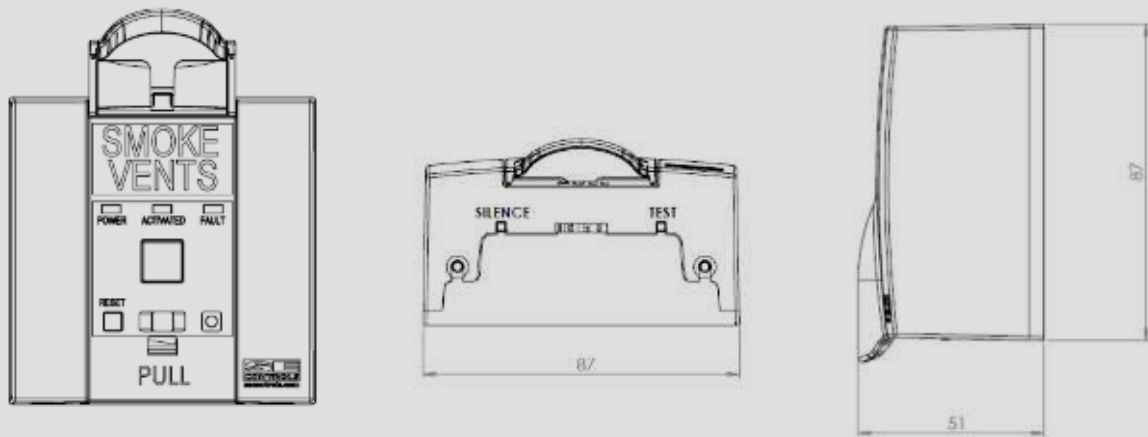
Accreditations



Applications

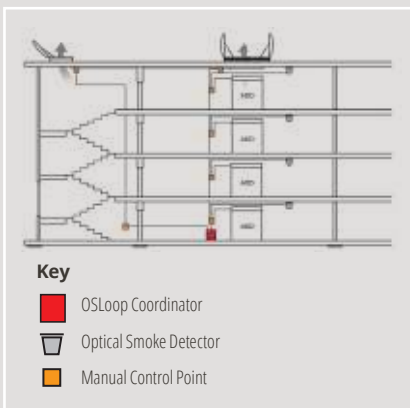


Technical Drawing

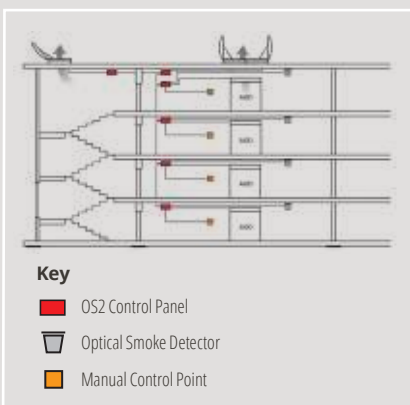


The AutoCAD drawing for this product can be found at www.secontrols.com

OSLoop Control System



OS2 Control System



Technical Data

Device details	Tested prEN12101-9
	Provided in orange (RAL 2011) as required as part of prEN12101-9
	The device has the capabilities of providing audible signals and faults along with having a silence button out of view
	The MCP (OSLoop version) continuously monitors actuators and connections to smoke detectors (As required as part of prEN12101-9)
	Event logging to provide historical user information
	Maintenance indication (Statutory requirement of the Regulatory Reform Order (Fire Safety))
	Cover reset push button via access key fob
	Reset push button
	Activated LED
	Power/Healthy LED
Fault LED	
Single action activation cover (replaces glass frangible element)	
For use with 24V OSLoop and OS2 control panels.	87 x 87 x 22mm (h x w x d) - Flush mount
	87 x 87 x 54mm (h x w x d) - Surface mount

MCP Part Numbers

OSLoop MCP part numbers	Complete Unit	FCS00300027
	MCP Module	FCS00300017
	Adapter Plate	FCS00300018
OS2 MCP part numbers	Complete Unit	FCS00200080
	MCP Module	FCS00200016
	Adapter Plate	FCS00200017
Accessories	Dumb Reset Key	FCS00200024
	Surface Mount Box	FYS15040061
	MCP Finger Plate	FCS00200055